
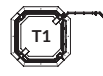

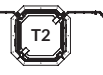






Vuelift	ROUND Acrylic	ROUND+ Glass	OCTAGONAL Acrylic	OCTAGONAL Glass	OCTAGONAL+ Glass	VUELIFT MINI Acrylic or Glass
Pit Depth	102-305mm					76-102mm <sup>1</sup>
Optional Short Cab	●	—	●	●	●	—
<b>Cab Configuration</b>						
Type 1 (Same side)			●	●	●	●
Type 2 (Opposite side)			●	●	●	●
Type 3R (90 degree)			●	●	●	—
Type 6 (Three entrances)			●	●	●	—
<b>Cab Gate Type</b>						
Cab Gate Type	Automatic Bi-fold Gate					Manual Sliding Car Gate
Cab Floor Area	1,3m <sup>2</sup>	1,4m <sup>2</sup>	1,2m <sup>2</sup>	1,2m <sup>2</sup>	1,4m <sup>2</sup>	0,75m <sup>2</sup>
Interior Car Height	2133mm	2133mm	2133mm	2133mm	2133mm	1981mm
Cab Gate Clear Opening	660mm +/- 13mm	686mm +/- 13mm	660mm +/- 13mm	660mm +/- 13mm	838mm +/- 13mm	762mm
Overhead – Standard Cab	2692mm	2743mm	2692mm	2743mm	2743mm	2438mm
Short Car Cab Height <sup>2</sup>	1943mm	—	1943mm	1943mm	1943mm	—
Overhead – Short Cab <sup>2</sup>	2438mm	—	2438mm	2489mm	2489mm	—
<b>Hoistway Footprint</b>						
Acrylic/Glass	1381mm	1483mm	1213x1213mm	1254x1254mm	1406x1406mm	1080mm
Pit/Thru Floor Cutout	1422mm	1502mm	1261x1261mm	1261x1261mm	1432x1432mm	1168mm
Balcony/Header Ring	1473mm	1543mm	1305x1305mm	1305x1305mm	1473x1473mm	1111mm
Pit/Thru Floor Ring	1575mm	1654mm	1407x1407mm	1407x1407mm	1573x1573mm	1264mm
Clear Cab Size	1299mm	1350mm	1118x1070mm	1089x1073mm	1155x1254mm	1000mm
<b>Capacity &amp; Performance</b>						
Capacity	381kg	431kg	381kg	431kg	431kg	250kg
Nominal Speed	0,15m/s	0,15m/s	0,15m/s	0,15m/s	0,15m/s	0,15m/s
Motor Size	1,12KW	2,24KW	1,12KW	2,24KW	2,24KW	1,32KW
MRL Option (Controller in header)	●	—	●	—	—	—

## All Vuelift Models

All models offer a short ramp option when a pit is not possible. **Power Supply:** 230V/1PH/50-60Hz (30 amps) and one 120V/1PH/50-60Hz (15 amps). The maximum travel is 15.2m (50ft), 16.7m (55 ft) with variance, and up to 6 stops.

<sup>1</sup> Pit depth of 102mm (4"), if there is habitable space below.

<sup>2</sup> For configuration with short car. Automatic car door operator is not available with the controller in the header (True MRL option). For configuration with short car and controller in the header the car gate will be made manual.

Savaria makes every effort to publish accurate information. Specifications and options are subject to change without notice. ©2021 Savaria Corporation.